





TOOTH FAIRY

D.I.Y. TUTU

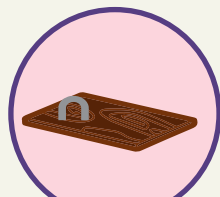
Materials



WHITE TULLE
[3 YARDS]



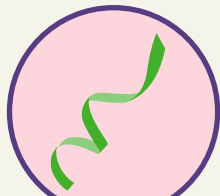
PINK TULLE
[3 YARDS]



WOOD BOARD
W/ RING



SCISSORS



RIBBON
[1.5 YARDS]

Directions

- 1. CUT**
tulle into strips twice the length you want your tutu.
- 2. TIE**
the ribbon to the wood board ring.
- 3. FOLD**
4 tulle strips into a loop knot onto the ribbon. Repeat with remaining tulle.
- 4. PULL**
the ribbon tight so all of the tulle knots face the same direction.



The days of getting a quarter for a lost baby tooth are long gone. The average gift from the Tooth Fairy reached a new high of \$4.36 in 2014, up 86 cents from \$3.50 in 2013, according to The Original Tooth Fairy Poll® sponsored by Delta Dental.